GUARDIAN
FIRE RESISTANT RANGE

Tested in accordance with Clause 8 of BS476 part 22:1987



FM-240 FIRE SHUTTER

Max Size - 7m w x 7m h APPROX

NEAT APPERANCE

RANGE OF ACTIVATION OPTIONS INCLUDING

- LOCAL HEAT / SMOKE DETECTOR
- FIRE ALARM RELAY
- FUSEIBLE LINK

STAGED CLOSING

240 MINS FIRE RESISTANCE

GUARDIANS FM-240 Fire resisting roller shutter doors are purposely designed for larger openings where the TM120 can not cover. The FM-240 is designed to give up to 240 minutes of fire protection, with a multitude of fixing options certified and available to satisfy the current fire regulations.The shutters are constructed to Warrington Fire Research Centre WARRES No 145904, the test is in accordance with clause 8 of BS476 part 22:1987

IMAGE INFORMATION - SHOWN HERE IS THE FM-240 MODEL FIRE RESISTANT ROLLER SHUTTER MODEL.
NUMBERED ITMES 1, AUDIO VISUAL WARNING. 2, POWER CONNECTION. 3 PHASE 415V COMMANDO SOCKET. 3, PUSH BUTTON CONTROLS.
4, CONTROL DESCENT MOTOR 5, CASING SUPPORT BRACKET 6, COIL CASING

FOR ILLUSTRATION PURPOSES ONLY A SECTION OF THE COIL CASING IS SHOWN.

© GUARDIAN INDUSTRIAL DOORS 2007 - ALL RIGHTS RESERVED

FM-240 FIRE SHUTTER

Fire resisting roller shutter doors are purposely designed for kiosks, kitchen and office environments. Where the need for an aesthetically pleasing solution are paramount.
The FIRE-TM is designed to give up to 120 minutes of fire protection, with a multitude of fixing options certified and available to satisfy the current fire regulations.
The shutters are constructed to Warrington Fire Research Centre WARRES No 145904, the test is in accordance with clause 8 of BS476 part 22:1987.

Max Size - 49m2

MODES OF ACTIVATION

FIRE RELAY - Principally the commonly used means of release, the characteristics mimic the use of the solenoid on the conventional fire shutter, again linked to the fire alarm, the shutter rather than closing manually through the gearbox will of course be powered down.The unit will require a maintained supply; if this is not possible a separate battery back up unit can be provided.

FUSEIBLE LINK RELEASE - On activation the link, which is a soldered link, separates and releases at 68 degrees centigrade, in effect the temperature release of the link creates a signal to the relay which in turn powers the door down. Again if there is no facility for a maintained supply the battery back up unit must be used.

AUDIO VISUAL WARNING (FDI) Principally this unit is designed to delay the closing of the fire shutter; generally the fire alarm is linked to the audio visual unit and from the audio visual unit straight into the key switch. There is no need for a separate relay; there is already a relay in the FDI.On activation from the fire alarm the unit starts to “flash & sound”, this unit contains a programmable timer which effectively delays the signal to the relay in the panel to close the door.

SPECIFICATION

CURTAIN - Constructed from 75mm curved steel scroll laths interlocked with steel end locks and galvanised double formed bottom rail.

BARREL - Constructed from mild steel tube with Helically wound counter balance springs mounted on mild steel bright shaft, with mild steel bearing blocks at each end incorporating high speed bearings. Tube and shaft size are dependent upon shutter size.

SIDE GUIDES - Constructed from 50mm or 63mm galvanised guide mounted on 75mm x 50mm galvanised steel angles.

ELECTRICAL OPERATION - By means of 1/2 - 2 H.P. geared motor complete with rotary limits and emergency hand mechanism. 3 push button control as standard.

ELECTRICAL SUPPLY - 240Volt 1 phase, or 415 Volt 3 phase (additional information available on request).

SIDE GUIDES - Constructed from 3mm x 63mm galvanised channel for both drop bar and curtain. Bolted to a continuous 75mm x 50mm mild steel angle.

COIL CASING - To suit end plate dependent upon size from galvanised 0.9mm sheet. Slotted for expansion to suit M10 fixings.

FINISH OPTIONS - The curtain and guides are galvanised, angles, barrel and end plates are painted. A paint finish using a polyester powder coating system is available, the colour to a BS 4800 or RAL number.

OPTIONAL EXTRAS

- Powder coated finish to any BS or RAL number
- Battery Backup
- Key switch operation
- Audio Visual Warning panel
- Staged closing
- Heat Detector Unit
- Smoke Detector Unit
- Key Switch



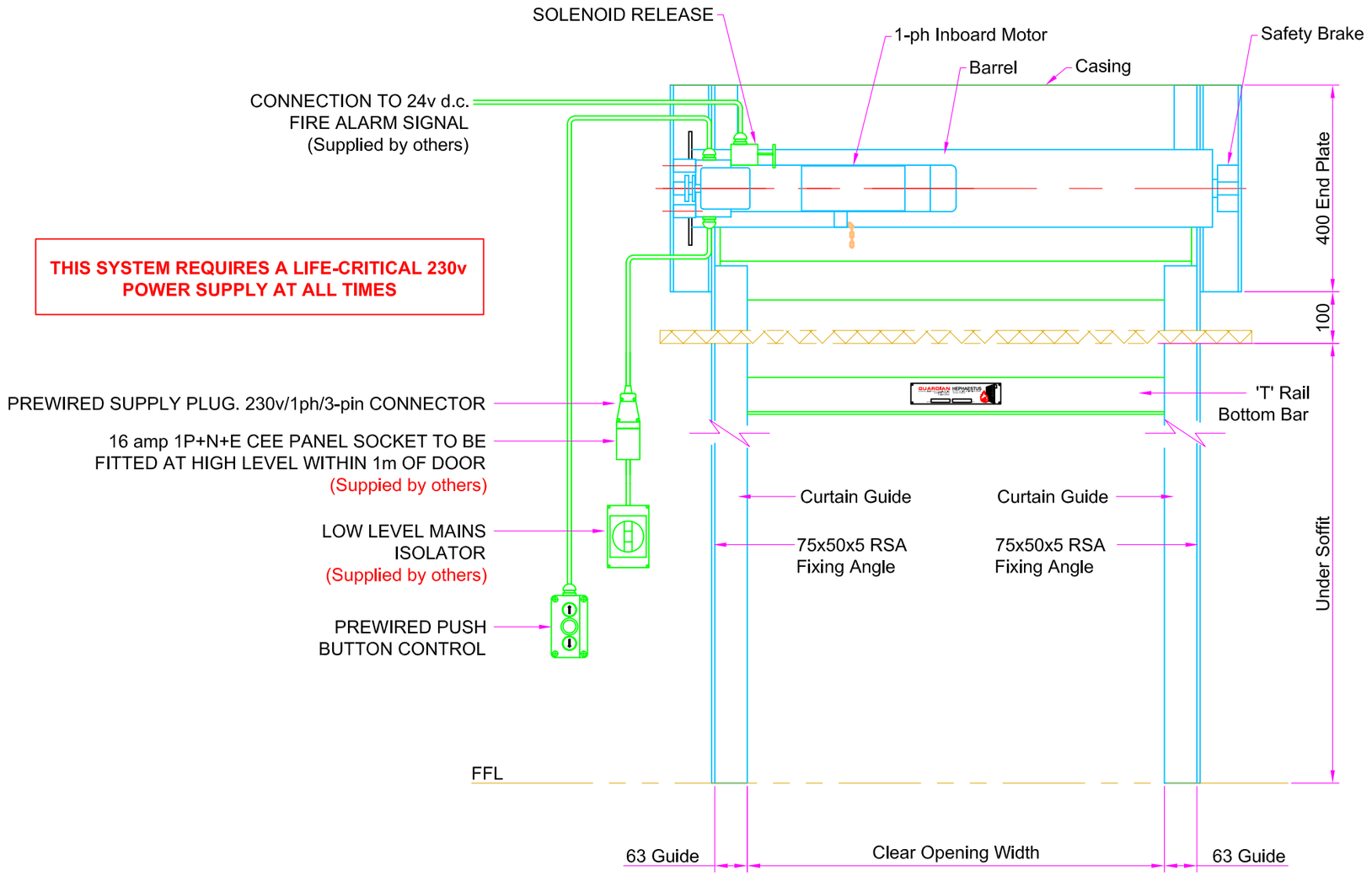

Elevation from Inside

Remove ALL sharp edges

Site Location Ref:

GUARDIAN
DOOR SOLUTIONS FOR ALL REQUIREMENTS

45 Progress Rd.
Leigh on Sea. SS9 5PR
Tel: +44(0)1702 512424
Fax: +44(0)1702 260117
www.guardiandoors.net

UNLESS OTHERWISE INDICATED
ALL DIMENSIONS IN MILLIMETERS

DRAWN	CHK'D	APP'D	DATE	SCALE
CH				@A3

TITLE FM240 1ph Electric Fire Shutter
FRONT ELEVATION - Solenoid Fire Relay System

FINISH

Job No:

Client & Site Address:

ISSUE	DATE	APP'D

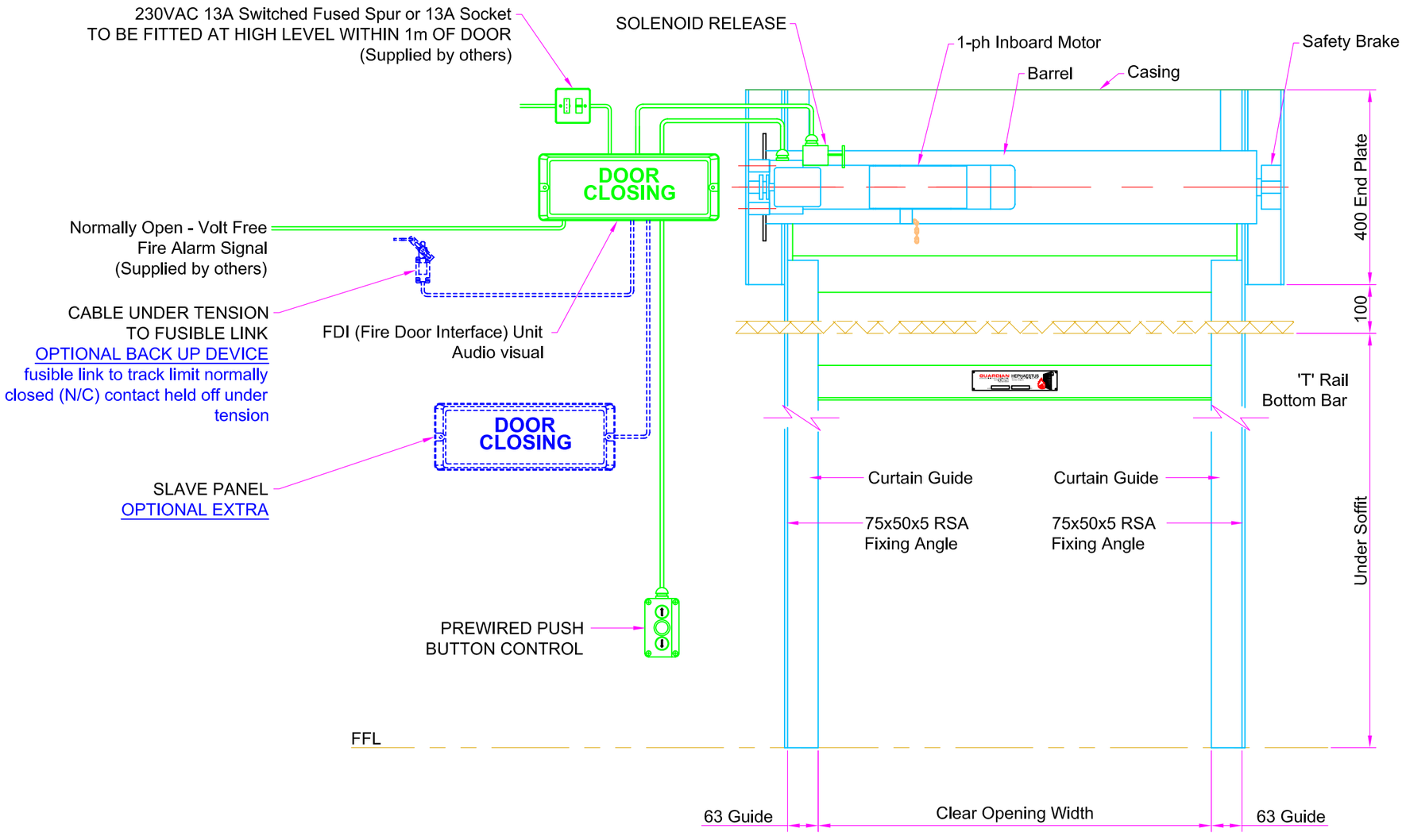

Elevation from Inside

Remove ALL sharp edges

Site Location Ref:

GUARDIAN
DOOR SOLUTIONS FOR ALL REQUIREMENTS

45 Progress Rd.
Leigh on Sea. SS9 5PR
Tel: +44(0)1702 512424
Fax: +44(0)1702 260117
www.guardiandoors.net

UNLESS OTHERWISE INDICATED
ALL DIMENSIONS IN MILLIMETERS

DRAWN	CHK'D	APP'D	DATE	SCALE
CH				@A3

TITLE FM240 1ph Electric Fire Shutter
FRONT ELEVATION - FDI Panel

FINISH

Job No:

Client & Site Address:

ISSUE	DATE	APP'D

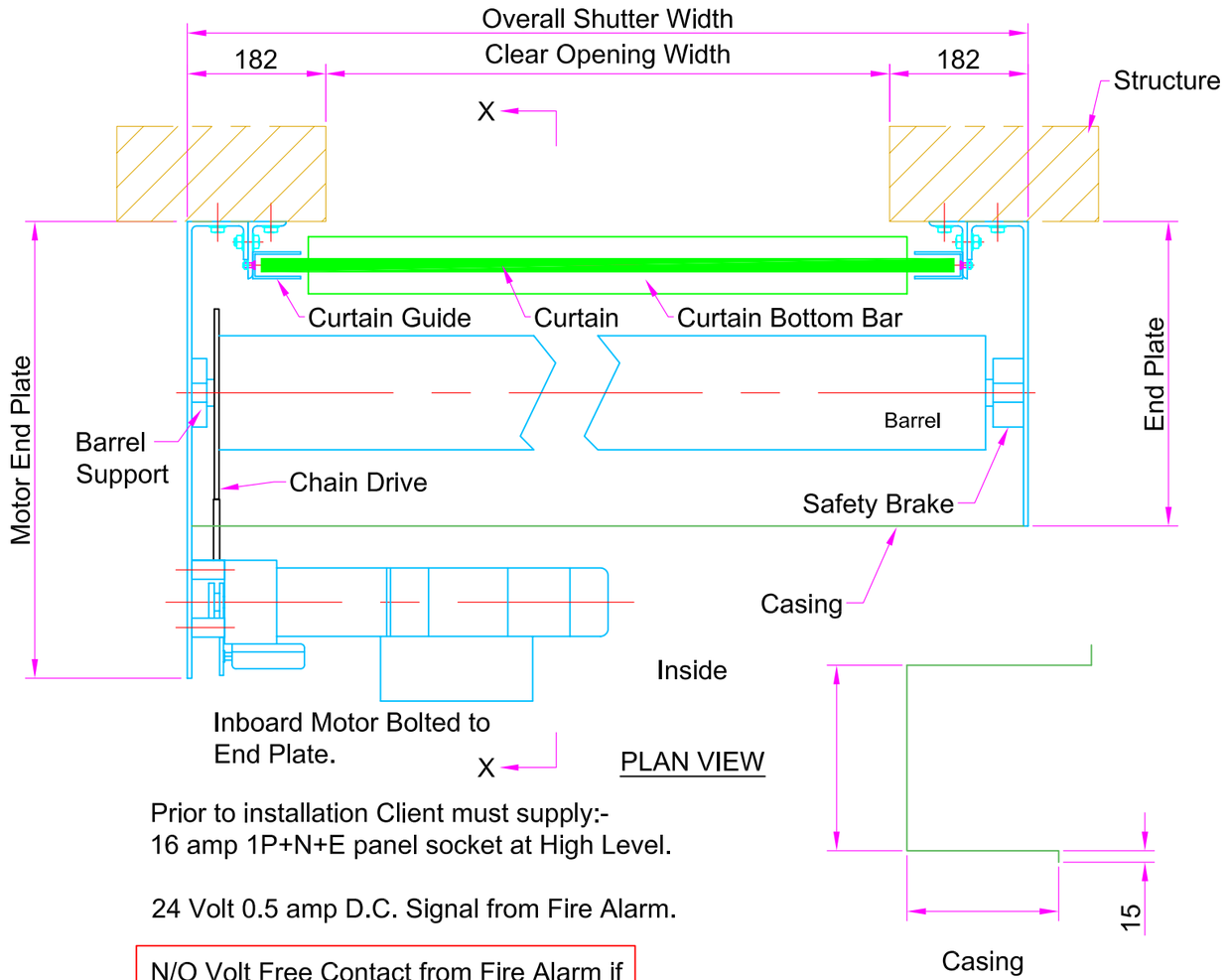

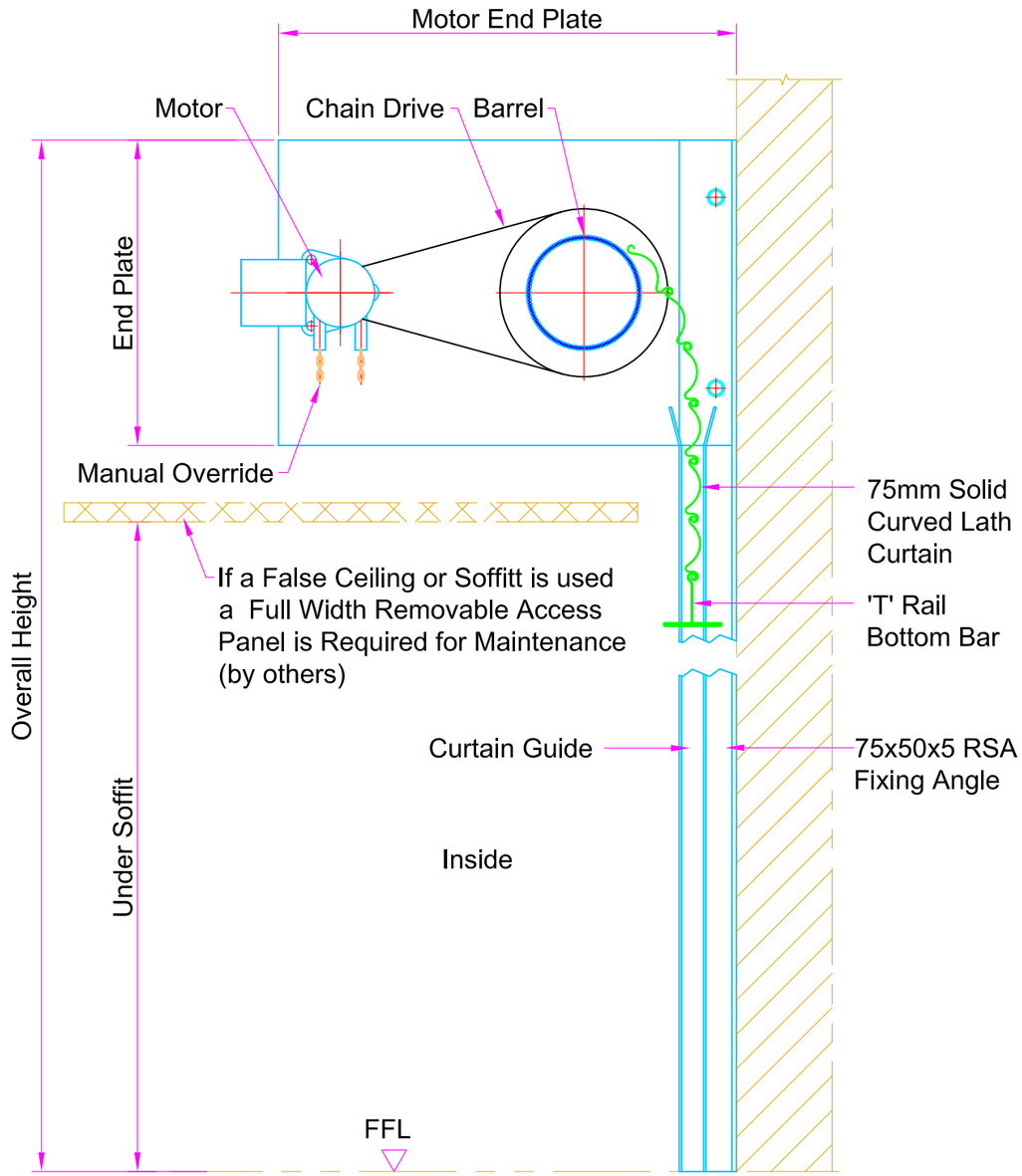

Prior to installation Client must supply:-
16 amp 1P+N+E panel socket at High Level.

24 Volt 0.5 amp D.C. Signal from Fire Alarm.

N/O Volt Free Contact from Fire Alarm if Audio Visual Panel is used.

ENDPLATE SIZE PARAMETERS	
Overall Height	Motor End Plate
0000 to 3000	550W X 350H
3001 to 4000	600W X 400H
4001 to 5000	650W X 450H
5001 to 7000	T.B.A.

HARDWARE REQUIRED	
MOTOR PHASE	3 PH
AUTO-RESET SOLENOID	
MANUAL RESET SOLENOID	
FUSIBLE LINK	
INTERFACE PANEL	
MOTOR COVER	
EXTRAS	

FIXING ANGLES	75mm x 50mm x5mm
GUIDES	63mm
BOTTOM RAIL	DOUBLE FORMED

Remove ALL sharp edges

GUARDIAN
DOOR SOLUTIONS FOR ALL REQUIREMENTS

45 Progress Rd.
Leigh on Sea. SS9 5PR
Tel: +44(0)1702 512424
Fax: +44(0)1702 260117
www.guardiandoors.net

UNLESS OTHERWISE INDICATED
ALL DIMENSIONS IN MILLIMETERS

DRAWN	CHK'D	APP'D	DATE	SCALE
MB				@A3

TITLE: FM240 1ph Electric Fire Shutter

FINISH

Job No:

Client:

ISSUE	DATE	APP'D
1	09/11/06	PN

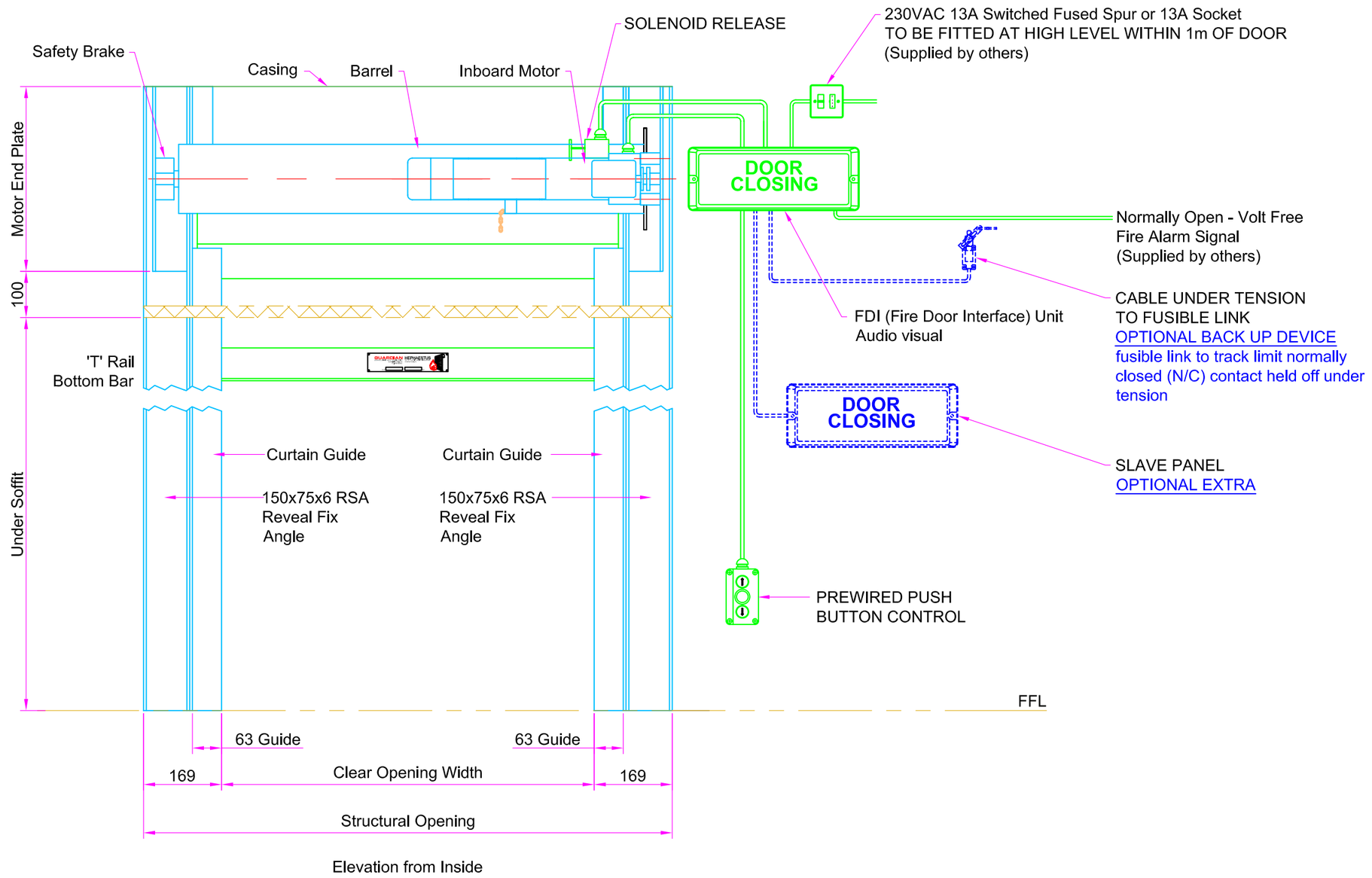

Remove ALL sharp edges

Site Location Ref:

GUARDIAN
DOOR SOLUTIONS FOR ALL REQUIREMENTS

45 Progress Rd.
Leigh on Sea. SS9 5PR
Tel: +44(0)1702 512424
Fax: +44(0)1702 260117
www.guardiandoors.net

UNLESS OTHERWISE INDICATED
ALL DIMENSIONS IN MILLIMETERS

DRAWN	CHK'D	APP'D	DATE	SCALE	Job No:	ISSUE	DATE	APP'D
CH				@A3	Client & Site Address:			

TITLE FM240 1ph Electric Fire Shutter
FRONT ELEVATION - FDI Panel

FINISH

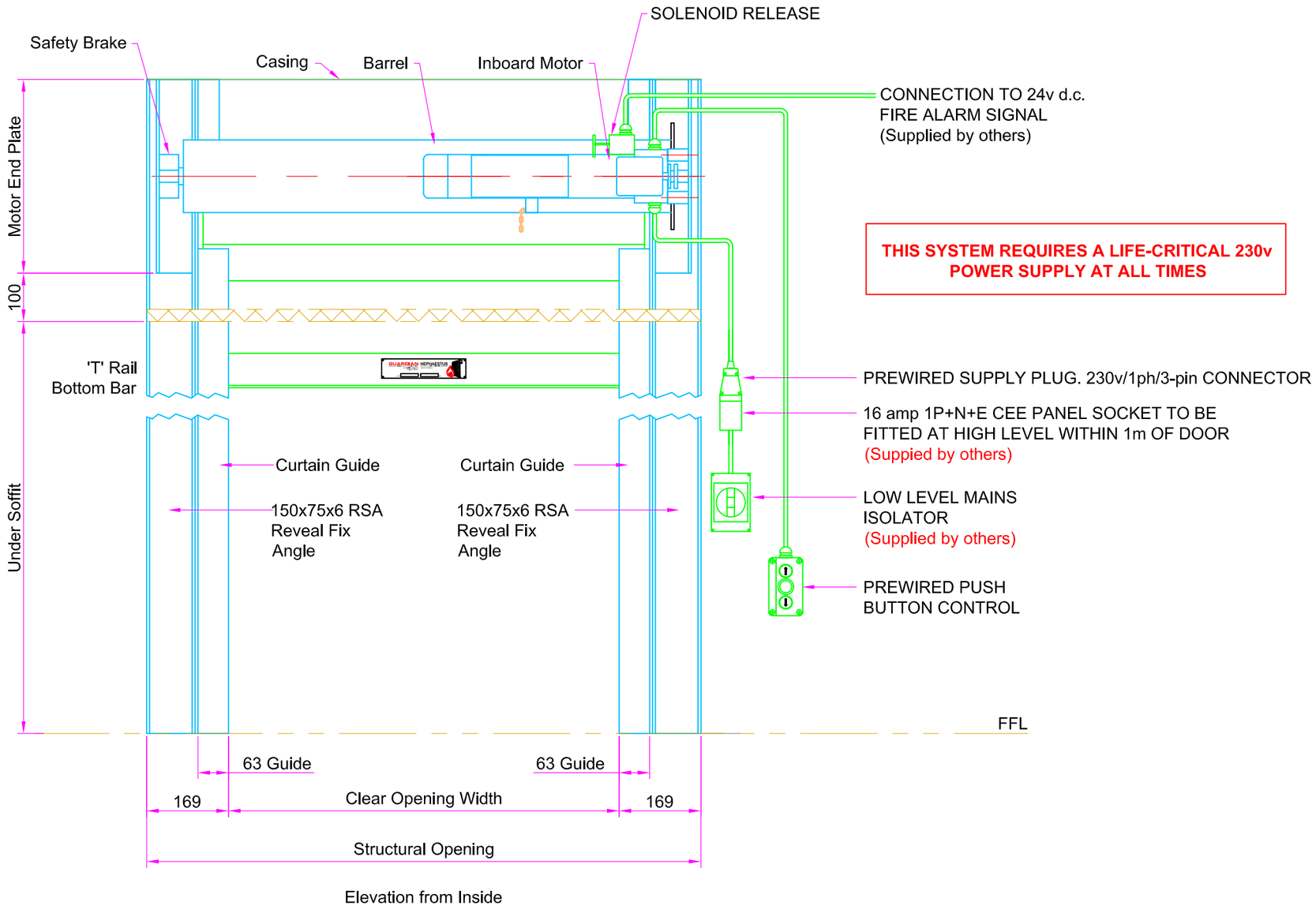

Elevation from Inside

Remove ALL sharp edges

Site Location Ref:

GUARDIAN
DOOR SOLUTIONS FOR ALL REQUIREMENTS

45 Progress Rd.
Leigh on Sea. SS9 5PR
Tel: +44(0)1702 512424
Fax: +44(0)1702 260117
www.guardiandoors.net

UNLESS OTHERWISE INDICATED
ALL DIMENSIONS IN MILLIMETERS

DRAWN	CHK'D	APP'D	DATE	SCALE
CH				@A3

TITLE FM240 1ph Electric Fire Shutter
FRONT ELEVATION - Solenoid Fire Relay System

FINISH

Job No:

Client & Site Address:

ISSUE	DATE	APP'D

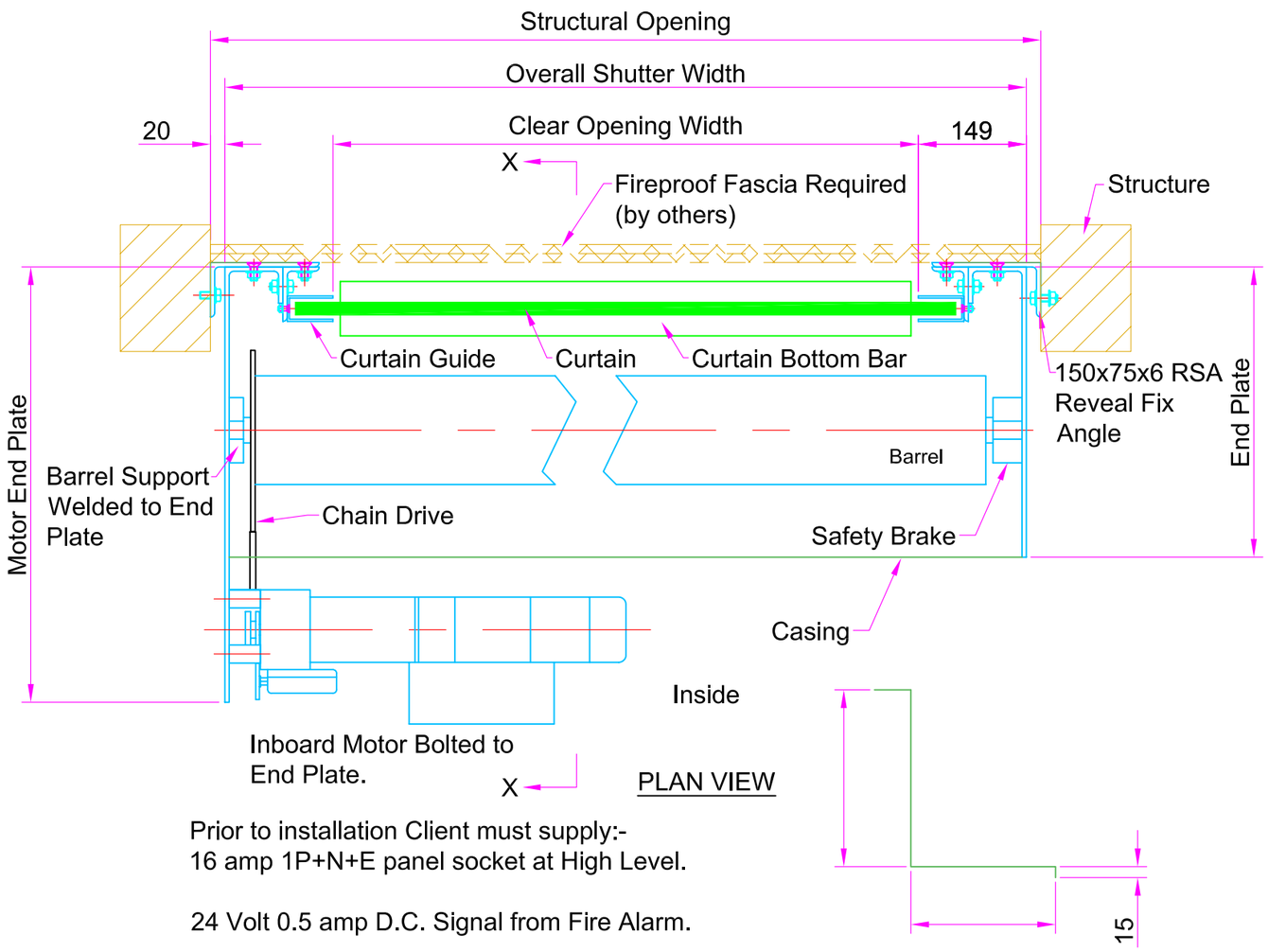

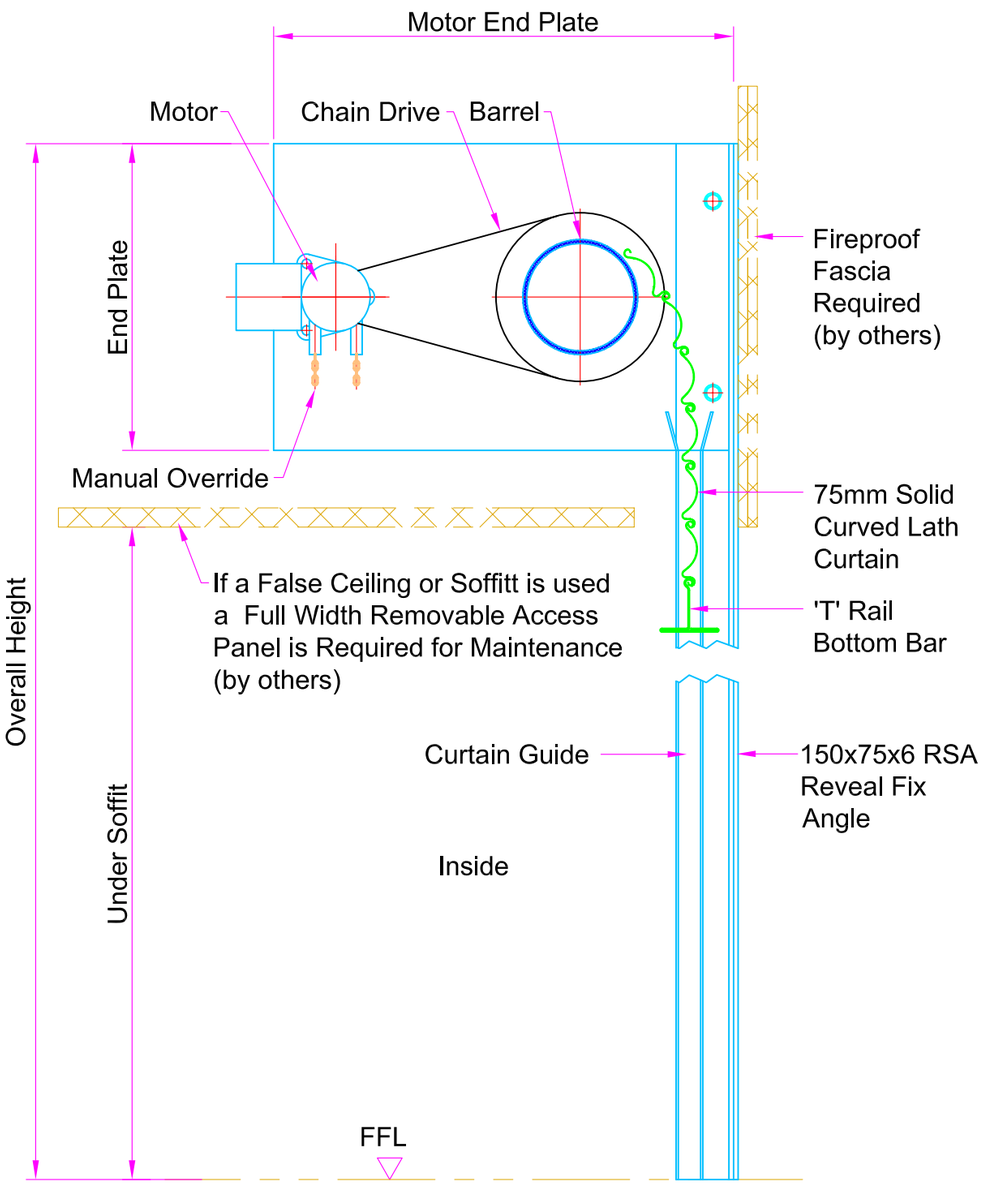

Prior to installation Client must supply:-
16 amp 1P+N+E panel socket at High Level.

24 Volt 0.5 amp D.C. Signal from Fire Alarm.

N/O Volt Free Contact from Fire Alarm if Audio Visual Panel is used.

ENDPLATE SIZE PARAMETERS	
Overall Height	Motor End Plate
0000 to 3000	550W X 350H
3001 to 4000	600W X 400H
4001 to 5000	650W X 450H
5001 to 7000	T.B.A.

HARDWARE REQUIRED	
MOTOR PHASE	3 PH
AUTO-RESET SOLENOID	
MANUAL RESET SOLENOID	
FUSIBLE LINK	
INTERFACE PANEL	
MOTOR COVER	
EXTRAS	

FIXING ANGLES	75mm x 50mm x5mm
GUIDES	63mm
BOTTOM RAIL DOUBLE FORMED	

GUARDIAN
DOOR SOLUTIONS FOR ALL REQUIREMENTS

45 Progress Rd.
Leigh on Sea. SS9 5PR
Tel: +44(0)1702 512424
Fax: +44(0)1702 260117
www.guardiandoors.net

UNLESS OTHERWISE INDICATED ALL DIMENSIONS IN MILLIMETERS

DRAWN	CHK'D	APP'D	DATE	SCALE
MB				@A3

TITLE: 1ph Electric Fire Shutter

Drwg No:

Guardian maintains a policy of progressive design and we reserve the right to modify specifications without prior notice or alteration to this drawing

ISSUE	DATE	APP'D
1	09/11/06	PN