

INNA-DOR

Stylish, contemporary
and durable internal
doorsets

MADE IN
BRITAIN



FIRE DOORS

Available with
60, 120 and 240 mins
fire protection

TESTED TO

BS 476 Parts 20 & 22

BS EN 1634



ACOUSTIC REDUCTION

Reduce acoustic
transfer up to **45dB***

TESTED TO

BS EN ISO 140-3: 1995

*As acoustic design

40
YEARS
of EXTRAORDINARY SERVICE



GUARDIAN
INDUSTRIAL DOORS

TEL 0800 7836602
GUARDIANDOORS.COM

INNA-DOR

Fire Resistant Steel Doors

We have successfully redesigned steel doors away from their original industrial roots to provide a highly cost-effective single solution offering an aesthetic design, durable construction and fire protection for up to 4 hours and are pleased to supply these products through approved trade partners.

The doors, fitted in internal and external applications in a wide variety of wall constructions, are designed to protect personnel & property from the spread of flame & smoke. Our doors offer substantial benefits over comparable timber doors in strength, durability & security. The range has been tested to BS 476 Parts 20 & 22, BS EN 1634 .

> VERSIONS

We offer three versions – each providing increased fire protection (latched or unlatched):

INNA-DOR 60	INNA-DOR 120	INNA-DOR 240
UPTO 1 HOUR (60 minutes)	UPTO 2 HOURS (120 minutes)	UPTO 4 HOURS (240 minutes)

> DOOR LEAF

Production Sizes: NB: Sizes quoted may exceed manufacturing limitations.	All fire resistant doors are custom made. The maximum size varies according to fire rating as shown below for Mild Steel and 316 or 304 Stainless Steel.		
--	--	--	--

Door Type	Dimension	INNA-DOR 60	INNA-DOR 120	INNA-DOR 240
Single Doors Latched (Single Swing)	Max Width mm	1573	1573	1392
	Max Height mm	3185	3185	2818
	Max Area m ²	4.0	4.0	3.56
Single Doors Unlatched (Single Swing)	Max Width mm	1210	1210	1210
	Max Height mm	2450	2450	2450
	Max Area m ²	2.96	2.96	2.96
Double Doors (Single Swing - latched or unlatched, equal or unequally split) Dimensions quoted are per leaf.	Max Width mm	1573	1573	1392
	Max Height mm	3185	3185	2818
	Max Area m ²	4.0	4.0	3.56

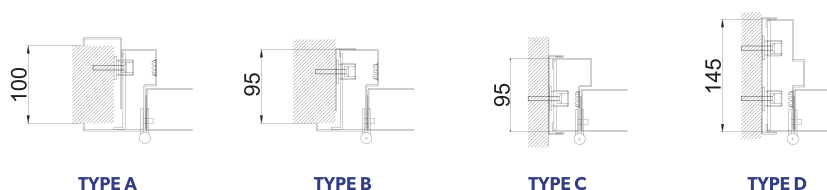
Thickness:	54mm
Material:	1.2mm Corrosion resistant Magnelis® sheets as standard with a variety of colours and finishes available.
Infill:	Self support resin impregnated honeycomb core with option of mineral wool available for improved thermal performance.
Construction:	A non welded construction from 2 skins of Magnelis® folded around a rigid core. Stainless steel 240minute fire rated doors must be fitted with a 'Z' and astragal section to form a rebated meeting stile.

> DOOR FRAME

Construction:	Folded from 1.5mm Magnelis®. Screw and tab construction with 4 no adjustable fixing feet per jamb. Variable sub frame supplied as standard to accommodate site tolerance of -0/+30mm. Frame is fitted with 3 no class 13 hinges with 2 no dog bolts
----------------------	--

Profile:

Types A & B available in both Inward & Outward Opening Versions.



> WALL CONSTRUCTION

Construction Types:

All Fire Doors (INNA-DOR 60, 120 & 240) can be used in all forms of Masonry, Concrete and Flexible Stud Wall (cold wall style). When using Timber or Steel Stud Walls the client must ensure they have adequate evidence that the wall can support steel fire doors under fire conditions. 120 & 240 rated Stud Wall constructions should have the walls' reveal face protected by a fire resting board to protect the wall construction.

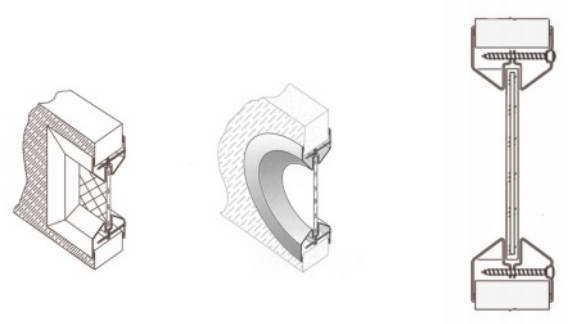
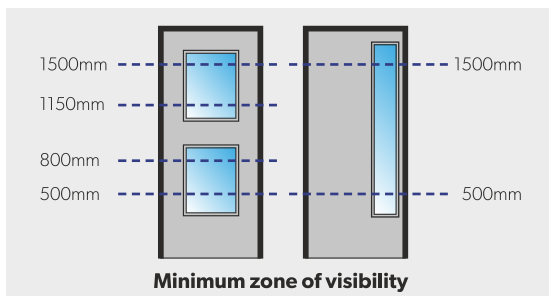
> THRESHOLD

Standard			Optional
15mm Aluminium (DDA compliant)	5mm driveable (DDA compliant)	No threshold	15mm rebated threshold

> FINISHES

Standard	Optional				
Polyester Powder Coated from Standard Colour Range	Polyester Powder Coated from Non-Standard Colour Range	PVC Laminate from Standard Range	Woodgrain PVC Laminate	Stainless Steel Brushed, Polished or Patterned	Unfinished for site finishing

> VISION PANELS



305mm dia	457mm dia	254x254mm	254x559mm	254x559mm	254x762mm	254x762mm 254x559mm Part M compliant	254x1524mm Part M compliant*	610x610mm*

INNA-DOR 60 INNA-DOR 120

INNA-DOR 240

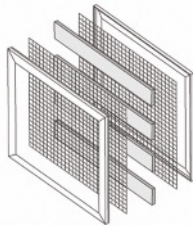
*Exceed maximum area for INNA-DOR 240 and cannot be used at that rating.

		INNA-DOR 60	INNA-DOR 120	INNA-DOR 240
Permitted panel sizes:	Max Width	mm	610	610
	Max Height	mm	1854	1854
	Max Area	m ²	0.8	0.8
Standard glazings available:	Other configurations and sizes available – please contact the Sales Office.		Pyrostem FireDoor60 (wired or clear)	8mm Firelite Safety*
				8mm Firelite

> LOUVRE PANELS

Construction:	Consists of an intumescent block grille only 14mm thick within the door leaf and an FDLS two-part steel louvre set which fixes to both sides of the door and sandwiches the FB intumescent block. 18g Galvanised steel frame louvre blades. (Stainless steel Grade 304 and Grade 316 available to order.)
Applications:	Designed to be used on fire rated doors fitted to rooms that require ventilation. A standard louvre will allow ventilation but will also allow the passage of flames and smoke, but a Fire Block Louvre System will maintain the integrity of fire doors and prevent the spread of flames. Examples are doors to plant rooms, stores, computer rooms, changing facilities and manufacturing areas. In fact, any area that requires ventilation but is protected by a fire rated door.

		INNA-DOR 60	INNA-DOR 120	INNA-DOR 240
Permitted panel sizes:	Max Width mm	610	610	235
	Max Height mm	1854	1854	1631
	Max Area m ²	0.4	0.4	0.35
Allowed panels by relevant British Standard:	 457 x 457 mm lower	BS 476 BS EN1634	BS 476 BS EN1634	BS 476 BS EN1634
	 457 x 457 mm upper	BS 476	BS 476	BS 476
	 457 x 457 mm upper and lower	BS 476	BS 476	
	 610 x 610 mm lower	BS 476 BS EN1634	BS 476 BS EN1634	BS EN1634
	 610 x 610 mm upper	BS 476	BS 476	



> SIDE AND OVER PANEL ARRANGEMENTS

Construction:	Panels can be solid, glazed or louvred.
Applications:	Hinged panels, flush or glazed. Other glazing arrangements can be fitted subject to satisfactory evidence of testing in a steel door. Please consult the Sales office with specific requirements

Solid permitted overpanel sizes (fixed and hinged):	Max Height mm	2964	2964	2622
	Removable Transom	Yes	Yes	Yes
Permitted sidepanel sizes:	Max Width mm	1385	1385	1385
	Max Height mm	2860	2860	2860
Permitted glazed overpanel and sidepanel sizes:				
FireDoor60:	Max Height mm	2880	2520	
	Max Area m ²	4.08	3.53	
Pyrostem Wired Safety E Glass:	Max Height mm	2500	2060	
	Max Area m ²	2.55	2.88	
8mm Firelite:	Max Height mm	2060	2060	2060
	Max Area m ²	2.88	2.88	2.88

> REGULATORY REQUIREMENTS FOR FIRE TESTING

The Building Regulations for England and Wales Approved document B (Fire Safety, Appendix B) requires that all fire doors should have the appropriate performance:

A. By their performance under test to:

BS 476: Fire test on building materials and structures, Part 22 (Methods for determination of the fire resistance of non-loadbearing elements for a period of minutes). OR

B. Part 2 Classification using data from fire resistance tests. They are tested to the relevant European method from the following:

BS EN 1634-1:200, Fire resistance tests for door and shutter assemblies, Part 1 (Fire doors and shutters).

The building regulations further states that: "Any test evidence used to substantiate the fire resistance rating of a door or shutter should be carefully checked to ensure that it adequately demonstrates compliance and is applicable to the complete installed assembly. Small differences in detail (such as glazing apertures,....) may significantly affect the rating".

> VERIFICATION AND CERTIFICATION

All Fire Resistant Doors have been tested to both BS 476 and BS EN 1634

All steel doors are manufactured strictly in accordance with ISO 9000.

We undertake a regular programme of testing which may modify the information contained depending on latest test evidence. For project specific requirements please contact the sales office .