



GUARDIAN
INDUSTRIAL DOORS

N

GUARDIAN

INDUSTRIAL DOORS



Call: 0800 7836602
guardiandoors.com



TDI

Founded in 1979 Guardian provide a range of high quality industrial and commercial door systems and associated services to a range of sectors across the UK and overseas markets.

GUARDIAN INDUSTRIAL DOORS



OUR FULL SERVICE

Consultation Specification Surveys Technical drawings Maintenance Repairs.

We offer a full turn key solutions for industrial and commercial door systems.

Our service starts with consultation, specifying the incorrect door system for the application can lead to costly repairs and early replacement costs.

We offer a full project management service from initial survey through the design and approval process to installation and aftersale services.



AFTER SALES SERVICES

Emergency reactive repairs

Our teams of engineers are on standby 24 hours a day to deal with any emergencies. We offer a minimum of a four hour response to any call in the country. We are also experienced in working to a range of service level agreements along with specific client requirements. Vehicle tracking enables accurate reporting of our engineer's locations along with historic information on visits.

Planned preventative maintenance

Maintenance for electrically powered automatic door systems is essential to keep them in a safe and efficient state and comply with current health and safety legislation. We offer a preventative maintenance service to the full range of systems we offer. We offer a range of service levels from operational testing and reporting to parts inclusive packages.

PRODUCT RANGES

We specialise in doors and physical security products for a range of markets as listed below.

As well as general purpose models our products are available with a range of specialist characteristics dependant upon the application, these include.

Fire Resistance - Security - Thermal Insulation - Operational Speed - Acoustic Performance

MARKETS

We operate across industrial commercial and domestic markets in the UK and overseas, we have a selection of products suited for each.

Industrial and commercial ranges

- Rolling shutters and grilles
- Fire and smoke curtains
- Sectional overhead doors
- Sliding folding doors
- High speed doors
- Steel personnel doors**
- Automatic doors
- Secondary security gates
- Retail sliding closers
- Lattice gates

Domestic ranges

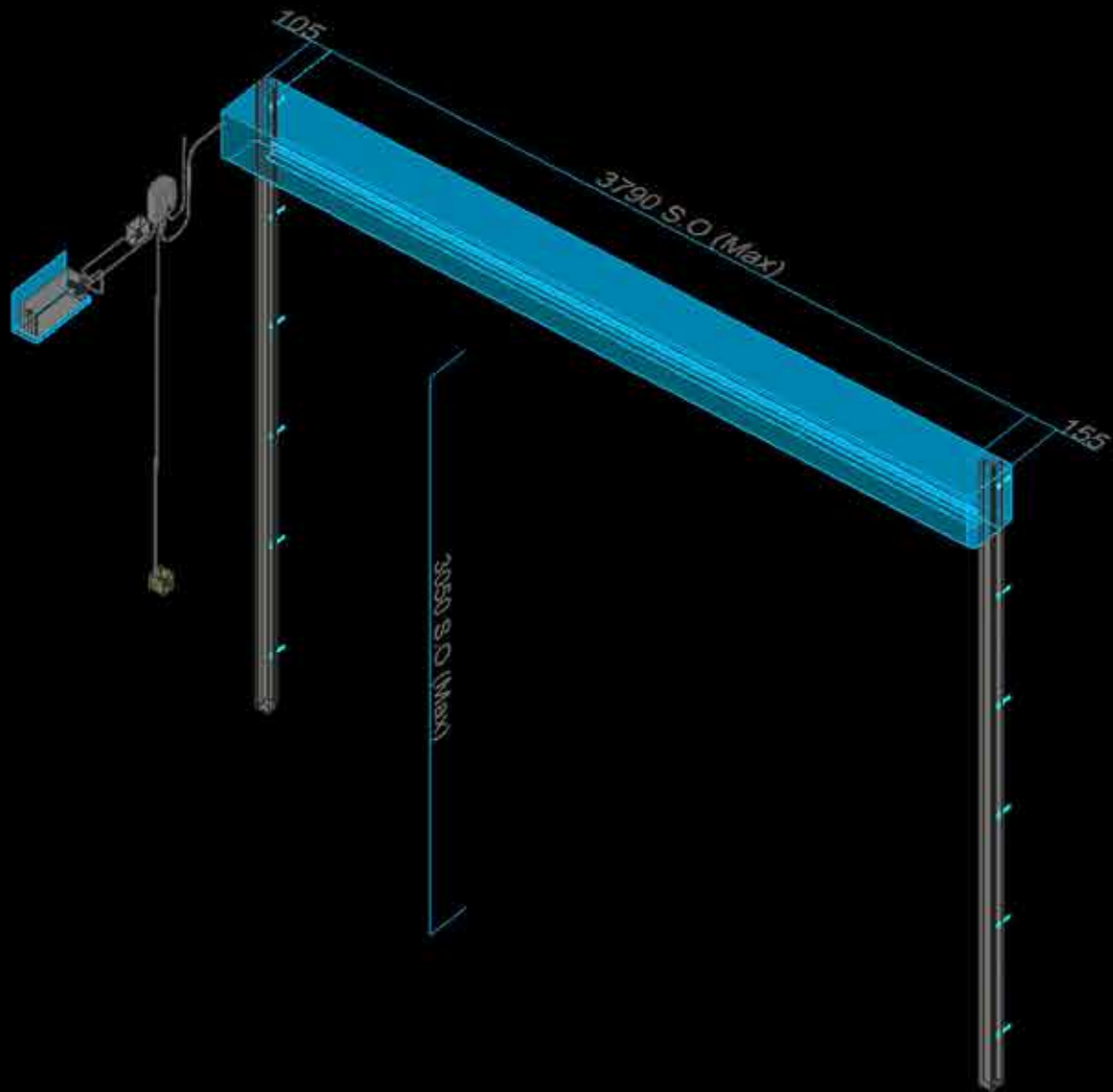
- Garage doors
- Roller shutters
- Lattice gates
- Personnel doors

Architectural drawings models and specifications.

Digital technology has had a huge and rapid impact on the construction industry over the last 20 years. 3D building modelling promises to be a fundamental change to the way the design process works.

As a progressive manufacturer we welcome this change and have dedicated resources to keep pace. We have constructed a library of specifications, 2D drawings and 3D BIM models for use by architects and specifiers.

To access our library please search for BIM models on our website guardiandoors.com. Alternatively please contact our drawing department on UK 0800 783 6602, international 00 44 1702 512424





ISO 9001 Quality management system

ISO 9000 is a family of standards for quality management systems. ISO 9000 is maintained by ISO, the International Organization for Standardization. Guardian has been ISO 9001 accredited since 2002.



Door and hardware federation

Guardian have been fully accredited members of the Door and Hardware Federation for 29 years. We subscribe to the code of practise and For more information on the DHF please visit their website.



DHF TS004

Guardian is accredited with TS004 the DHF's recognised standard for the repair and maintenance of industrial and commercial doors and shutters.



FIRAS

Is a third party certification scheme for companies installing fire protection products and systems. No matter how good a product is, poorly installed its fire protection performance can be severely reduced. We are certified installers of fire doors and shutters. Proper installation of fire shutter assemblies and door sets is fundamental to their overall performance.



CHAS

Over the years local authority health and safety and procurement professionals, with the support of the Health and Safety Executive, have developed the Contractor Health and Safety assessment scheme (CHAS). The scheme is available for use by any public and private sector organizations to use when short listing contractors, suppliers and consultants (companies) who apply to work for them.



SAFE Contractor

Is the fastest growing health and safety accreditation scheme in the UK, with more than 140 major clients and almost 18,000 contractor members.

Registered members with the SAFEcontractor scheme include clients and contractors from a wide range of professional disciplines working within a number of industry sectors.



Construction line

The UK's largest register for pre-qualified contractors and consultants. In terms of efficiency, time and cost saving and best practice, Construction line is proven to deliver for public and private sector organisations alike. Our service is recommended by the OGC Common Minimum Standards and The Local Government Task Force.



Altius vendor assesment scheme

As an Altius Assured Vendor we believe that clients and vendors alike have the right to expect a fair, robust and consistent assessment service, backed up by great customer support. If there's one complaint we hear regularly, and can fully sympathise with, it's about the time and money you have to spend providing the same information to different clients and assessment providers. Altius is committed to reducing this duplication. Altius are members of SSIP, through which they recognise others' health & safety assessments and they recognise ours.



Face fixed automatic electrically operated ECO-DD steel roller shutter shown with reflective safety photocell, and wired safety edge and level 2 control panel.

INDUSTRIAL ROLLING SHUTTERS

Guardians range of industrial roller shutters are suitable for installation in a variety of external and internal applications. Industrial shutters are primarily constructed and are fully recyclable.

Available in insulated and non insulated versions roller shutters offer the advantage of being robust and cost effective, requiring only minimal installation room.

Modular in design roller shutters offer lower repair costs over other door systems.

Primarily electrically operated however manual models are still available for limited sizes and use on certain models.

Guardian roller shutters are designed and built to BS EN 13241-1:2003 European product safety standard and are CE marked accordingly.

We also manufacture shutters tailored for specific applications.

High speed operation up to 2m per second
Security certified to the security standard LPS 1175
Thermal Insulation

Thermal Break Industrial - insulated shutter


Thermal Break Industrial - insulated shutter

ARES I - security shutter

ARES I - security shutter

Thermal Break Industrial - insulated roller shutter





Advanced FDI interface panel

TM60 fire shutter with part of the casing removed, connected to our standard fire shutter interface panel connection to the power supply is via the battery backup system.

FIRE SHUTTERS

All fire shutter models are accredited to BS EN 1634-1: 2008, BS 476: Part 22: 1987

TM 60-240

Powered via an internal 230v tubular motor. Up to four hours of fire resistance. Space requirements for the head box start at 250mm, making this unique to the UK market.

FM 60-240 For larger openings up to 7m x 7m this model is electrically operated via an inboard flange mounted motor. Powered by either a 230v single phase, or 415v three phase supply.

FRINS 240 is an insulated fire shutter model made up to 7m x 7m tested additionally to BS476 pt 20. This indicative test shows the Insulation value of 1 Hour with the IEZ (Insulated Exclusion Zone)

METHODS OF ACTIVATION

Fire alarm connection – Upon fire alarm activation the shutter will close.

FDI – Fire Door Interface Panel

Connected to main fire alarm or stand alone heat and smoke detectors or fuseible link. An FDI panel enables the following advanced functionality Audio visual warning 2 stage, variable closing time



The installation of a fire door or shutter is a complex procedure requiring a detailed understanding of the role played by each individual component. It therefore needs to be installed by someone with the correct training and expertise. As approved Firas registered fire door and shutter installers we ensure a certified and traceable process from manufacture to installation. For more information on Firas please visit www.firas.com



FM240 fire shutter under test



TM120 Fire shutter with 50 mm flat lath option



FM120 Fire shutter



FC240 Fire curtain under test

FIRE AND SMOKE CURTAINS

Electrically operated automatic vertical fire barrier, consisting of a stainless steel wire reinforced glass fabric curtain and galvanised steel box assembly and guide rails. The box, guide rails and bottom rail can be powder coated as an optional extra.

The curtain is powered by a 24v DC motor which includes gravity fail safe as standard.

This curtain is designed to remain open during normal use and only to be closed during a test or an emergency situation. In the event of receiving a fire alarm signal or a power failure the barrier will perform a controlled descent to create a fire resistant barrier.

From the above data it can be calculated using a formula from the SFPE Handbook, section 2, that it would be possible for building occupants to safely pass a 6.0m wide Guardian fire curtain at a distance of 1.0m after a period of 60 minutes.

Approved Standards

BS 476: Part 22: 1987

BS EN 1634-1: 2008

Methods of activation

Fire alarm relay N/O Volt free contact


FDI Fire Door Interface Panel

Allows for the advanced functionality


Audio visual warning

2 stage variable closing time

Connection to local heat and smoke detector



FC240 Minute fire curtain under test



SD60 Smoke curtains



FC120 Fire curtains



FC120 Fire curtains

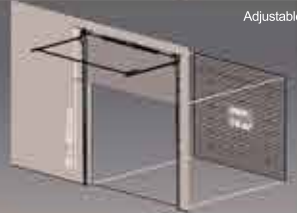
Low headroom



Standard




Adjustable



Vertical lift high springs



Vertical lift low springs



Track configuration options

Insulated sectional doors and dock levers.



SECTIONAL DOORS

The ultimate in fully insulated sectional overhead doors, our doors fit into any industrial or commercial building. Choose from many variations in panel construction and design, for a variety of cosmetic and performance characteristics. A range of track configurations from low head room to vertical lift make sectional doors ideal for a range of scenarios.

We also supply a range of loading bay solutions including manual and automated dock levellers, dock shelters and buffers.

0.58 w/m²k
THERMAL INSULATION

26db
SOUND REDUCTION

Internal view of insulated sectional door with 1 row of aluminium glazing. Shown with electronic safety edge and emergency cable break safety devices.

Glazed sectional door with 3 rows of glazing with privacy glass

Insulated doors with 2 rows of aluminium double glazed panels

Wicket doors are available with a range of options.

Bespoke track configuration

Custom window option

High lift track configuration ensures best use of roof space

Reduced height vision panels

Double glazed sectional door with integral personnel door



Guardian PVC speed doors create separation between different zones, for the purpose of dust and temperature control they have applications in many industries.

HIGH-SPEED PVC DOORS

Guardians electrically driven fast action roller doors, developed for high cycle intensity they are suitable for interior and exterior applications. Designed for commercial and industrial buildings for the purposes of energy saving, draught reduction and climate control. The doors surface being made of PVC in a range of colours gives a perfect surface to display company logo's, or other graphics to great effect.

Long term use results in a reduction in energy costs.

Specific models for the following applications

- Light and heavy industry
- Food
- Pharmaceutical & chemical
- Automotive
- Distribution warehousing and logistics
- Retail



3D model of the Guardian - Rapid Roll speed door model.



Combination of speed door and sectional door



Soft bottom rail profile suitable for internal applications



We offer a full range of graphical branding packages.



WR60 Aluminium security shutter

ALUMINIUM ROLLER SHUTTERS

High security for domestic use or medium security for office and commercial applications our range of aluminium roller shutters has many common uses.

Requiring only a small amount of headroom to install the shutter provides a neat security solution when installed on the internal or external face of a building.

Available in any BS or RAL colour reference.

Window shutters are easy to operate from inside, manually or electronically. Where desirable, punched or perforated slats can be added to provide varying levels of vision and light. The unobtrusive design helps in meeting the demands of many of the more stringent planning authorities.

Once the shutters are fully lowered, a mechanical lock will secure the shutter, providing high levels of security and peace of mind. The shutters may be used to achieve shading enhanced by optional light slits on the foam filled slats, or complete blackout.

WR60 Aluminium security shutter

WR38 Aluminium security shutter



WR15 Aluminium security shutter



WR38 Aluminium security shutter



Aluminium sliding folding retail closers have a variety of applications in all manner of settings.

SLIDING FOLDING GRILLES

Our sliding grille range is the largest and highest quality available on the market today. Able to form any shape enclosure the versatility of the system speaks for itself.

With eight main designs and over seventy different variations, we definitely have the product to suit your requirement. Compare our extrusions to any of our competitors and you will be able to see the difference in the quality. Our track is heavier at the point where the roller makes contact which reduces roller wear and insures smooth operation.

Lightweight ensures minimal structural support requirements.

Overhead running track dimensions 46mm H x 33mm W

8 main designs

Bi parting or to one side.

Manual operation

Custom radius tracks for limitless possibilities

Clear anodised aluminium finish

Selection of painted colours

Stainless steel finish option

Range of locking options

Personnel access options

We can manufacture our sliding folding closers to fit any custom radius.



ECO WAVE



CLEAR WAVE with integral access door



AIR WAVE Slotted used on a reception desk



Bi parting CLEAR WAVE offers great visual access



Stainless steel is an optional finish available on all doors in our range.

STEEL PERSONNEL DOORS

Our range of steel doors has been designed for the industrial and commercial and domestic markets.

Ranges include

- Fire Resistant
- Thermally insulated
- Security rated LPS 1175 and ENV 1627
- Acoustic
- Blast

Multipoint locking systems, in built magnetic locks, interaction with access control and master suiting are just some of the options available. Doors can be finished to any BS or RAL colour. We also offer a range of special steel finishes. Including mirrored, textured, stainless etc.

We offer acoustically rated doors up to 55 DB

Suitable for internal and external fixing

We offer a range of louvre panels including fire resistant

Fire resistance can be combined with acoustic insulation

Up to 4 hours fire integrity and insulation with our FRI models



Face fixed automatic electrically operated Carpark-DD roller tube and link grille (brickbond pattern) shutter, shown with optional personnel access gate

CARPARK ROLLING GRILLES

Vertically rolling grilles designed for intensive usage and airflow come in a variety of designs and materials. Our modular design means a combination of solid / perforated sections can be mixed with tube and link grille sections. Using intelligent control systems, simple connection with third part building management and access control systems is possible. Control via a dedicated web based interfaces also an option.

- 80% Free air flow with standard 110mm x 70mm grille pattern.
- Range of grille patterns available.
- Curtain can be combined with perforated or solid sections.
- Designed and built for intensive usage.
- Range of control options.

3D model of Carpark DD roller grille

Close up of grille construction

Carpark DD with optional personnel gate

3D Model of a Carpark-DD roller grille (roller mechanism exposed) in a brickbond pattern, shown with wired optical safety edge and reflective photo electric safety cell.

66% roller grille (brickbond pattern) and 33% 76 mm perforated



WR 38 Built in roller shutters

BUILT IN ROLLING SHUTTERS

Our built-in security window shutters have been developed to provide an architecturally compatible answer to the growing need for vandalism and burglary protection on domestic and commercial property.

Built-in shutters give all the benefits of easily operated security at night, but disappear by day, leaving the building attractive and welcoming.

Building the shutter box and guide rails into the wall during construction or major refurbishment achieves a neat finish and, more importantly, high levels of security.

Window shutters are easy to operate from inside, manually or electronically. Where desirable, punched or perforated slats can be added to provide varying levels of vision and light. The unobtrusive design helps in meeting the demands of many of the more stringent planning authorities.

Once the shutters are fully lowered, a mechanical lock will secure the shutter, providing high levels of security and peace of mind. The shutters may be used to achieve shading enhanced by optional light slits on the foam filled slats, or complete blackout.

Our built-in shutters can incorporate intelligent control systems that allow the user complete control of their environment. They are able to regulate levels of light, shading, warmth and sound to suit individual requirements.

Cross section of a Built in WR38 roller shutter



WR38 Built in roller shutters



WR38 Built in roller shutter



WR15 Built in roller shutter



WR38 Built in roller shutter



Brick bond pattern 110 mm x 70 mm tube and link grille, grille was finished with a custom rust effect.

TATEOSS

ROLLING GRILLES

Constructed from aluminium and steel Guardian commercial rolling grilles are available in a range of patterns and designs to suit requirements and budgets. Grilles can be finished multiple ways including anodizing and powder coating. Controlled via low voltage key switch or push button controls. As with all Guardian doors and shutters this model is available in a variety of electric motor and fitting configurations to suit usage and site conditions. Connection to fire, security alarms and building management systems is also an option.

CR 80 Commercial roller shutter with double sized punchings.



Inline pattern 110 mm x 70 mm tube and link grille with section of 75 mm solid profiles



110mm x 70 mm brick bond tube and link grille



Inline 200mm x 70 mm tube and link grille



Maxi glaze allows the retail space to be fully visible when closed.

MAXI GLAZE

Transparent security roller shutter provides an 85% unrestricted view.
The Maxi glaze shutter consists of horizontal strips of virtually unbreakable crystal clear polycarbonate, connected by aluminium hinge profiles.

Maxi glaze shutters are generally specified for retail shop windows, exhibition areas and arcades. In such locations the transparent shutters provide the dual benefits of out of hour's security plus 24 hour customer access to the shop window display.

The aluminium hinge strips and guide rail profiles can be powder coated to any RAL colour, to match existing shop front paint work or corporate colours.

Transparent shutters are often approved in town centre conservation areas in preference to closed shutters both from an aesthetic perspective and also because the streets are lighter, brighter and safer after dark

- High level of vandalism and burglary protection
- Optional UV protecting covering
- Unique, attractive transparent shutter
- Internal or External fitting
- Coloured, powder coated frame and fittings
- Can use as a projection screen for advertising purposes
- Almost non-flammable
- Anti fall safety device
- Guardian Safe, 12 volt control unit

Maxi glaze is constructed from aluminium and can be used in a variety of settings.

ESPRIT

Maxi glaze shown with 50% opaque panels



Externally fitted Maxi glaze



Maxi glaze is used by several leading brands worldwide



Maxi glaze is available up to widths of 8 m



Sentinel gate installed behind an Ares anti cut high security roller shutter door.

SENTINAL

The Sentinel is a high security 3 sided enclosure incorporating a set of double doors. It provides an additional layer of security to any door or shutter it is installed behind. The sentinel system has been widely used by a number of large retailers all over the UK for the last 15 years. Despite numerous attempts none have been compromised. Due to its design and construction the Sentinel can survive sustained attacks by a variety of tools and cutting equipment, as well as vehicle ram raids.

DOOR LEAVES Constructed from 3 mm mild steel incorporating punched holes for vision, 100 mm x 100 mm x 5 mm box sections are run vertically at spacing's of not more than 200 mm, 3 No. hinges per door leaf 150 mm x 150 mm with a 12 mm pin.

RETURN END PANELS 350 mm wide fabricated from 3 mm steel, with no vision holes.

FINISH Polyester powder coated to a RAL 7021 with a textured finish over galvanised.

LOCKING The inactive leaf is secured closed via two 25 mm stainless steel shoot bolts, the doors are secured via 2 No. padlocks with shrouded keeps.

WIDTH EXTENSIONS Should side panels be required to increase the width of the enclosure, these are fabricated from 3 mm mild steel, with no vision holes, complete with 100 mm x 100 mm x 5 mm box sections running vertically spaced at no more than 200 mm.

3D model of the Guardian Sentinel gate and ECO DD roller shutter combination.




Punched holes give ventilation and visual access without compromising security.



Fixed sections can be added for larger width openings.



Internal view of a Sentinel gate.



Shutter gates are useful for a variety of industrial applications including loading bays, lifts, and garages.

SHUTTER GATES

The Guardian steel folding sliding shutter gate is a proven design and provides secure closures for openings up to 30m wide x 6m high, where insulation is not a requirement. Designed for Industrial usage applications include loading and access bay doors, lift enclosures and hangars.

Doors can concertina singly, as a pair, or as a fully floating leaf and may be fixed on inside wall face, outside wall face, or underside of lintel.

Large doors can be easily operated by hand, however electric operation provides ease and convenience through our extensive range of control options. Gates can also be contoured to suit crane beams etc.

A polyester powder coating finish can be applied from RAL or BS4800 shades. A range of vision panels locking options and weather seals are also available.

Fire resistant models with up to 4 hour protection are also available.



Minimal headroom requirements are a clear advantage for shutter gates

Shutter gates offer increased security to garage entrances compared to domestic grade doors and shutters

Shutter gates supplied and installed on the London underground

Internal view of a shutter gate




Lattice gates can be discreetly concealed when open, the gate bunches into a small space, 190 mm for every 1000 mm. A folding bottom track, keep the floor completely clear when open. Shown here with a folding bottom track and S type lattice.


LATTICE GATES

Custom made to individual requirements. These gates provide excellent protection against vandals and thieves. Suitable for both Industrial commercial and domestic applications. Ideal for where see through security and ventilation is required, i.e. car parks, storage bays, shop windows and entrances as well as inside of patio doors. We offer insurance accredited gates to LPS 1175 level 1.

Available in powder coated finishes to a range of BS or RAL references. Folding bottom tracks and hinging options also available, hinge aside leaves. S or X lattices available.



S Lattice



X Lattice



Lattice gates add security but do not compromise light



Available in any BS or RAL ref to match brand identity



Lattice gates small tracks mean they can be installed behind door ways



Lattice gates can be joined at right angles



RECENT PROJECT

Sites : Multiple Essex Fire Authority
23 no doors primarily insulated sectional overhead doors were supplied and installed in a short program of improvements to multiple Essex fire authority sites in 2012.






10.01

RECENT PROJECT

Site : Neasden rail repair depot
Manufacture and installation of 13 no electrically operated Thermal Break Industrial rolling shutters





RECENT PROJECT

Site : The Filaments, London
Design, manufacture supply and installation of 2 no automated security gates





RECENT PROJECT

Site : The new Bodleian library
Supply and installation of 4 no Ares security shutters and 30 no fire and smoke curtains
Ongoing PPM maintenance





RECENT PROJECT

Site: London Olympic Park
Manufacture and instalation of 79 Fire Shutters to the main stadium retail concessions



© GUARDIAN INDUSTRIAL DOORS LTD ALL RIGHTS RESERVED



GUARDIAN
INDUSTRIAL DOORS

45 PROGRESS ROAD
LEIGH - ON-SEA
ESSEX
SS9 5PR

TEL : 0800 7836602
GUARDIANDOORS.COM

