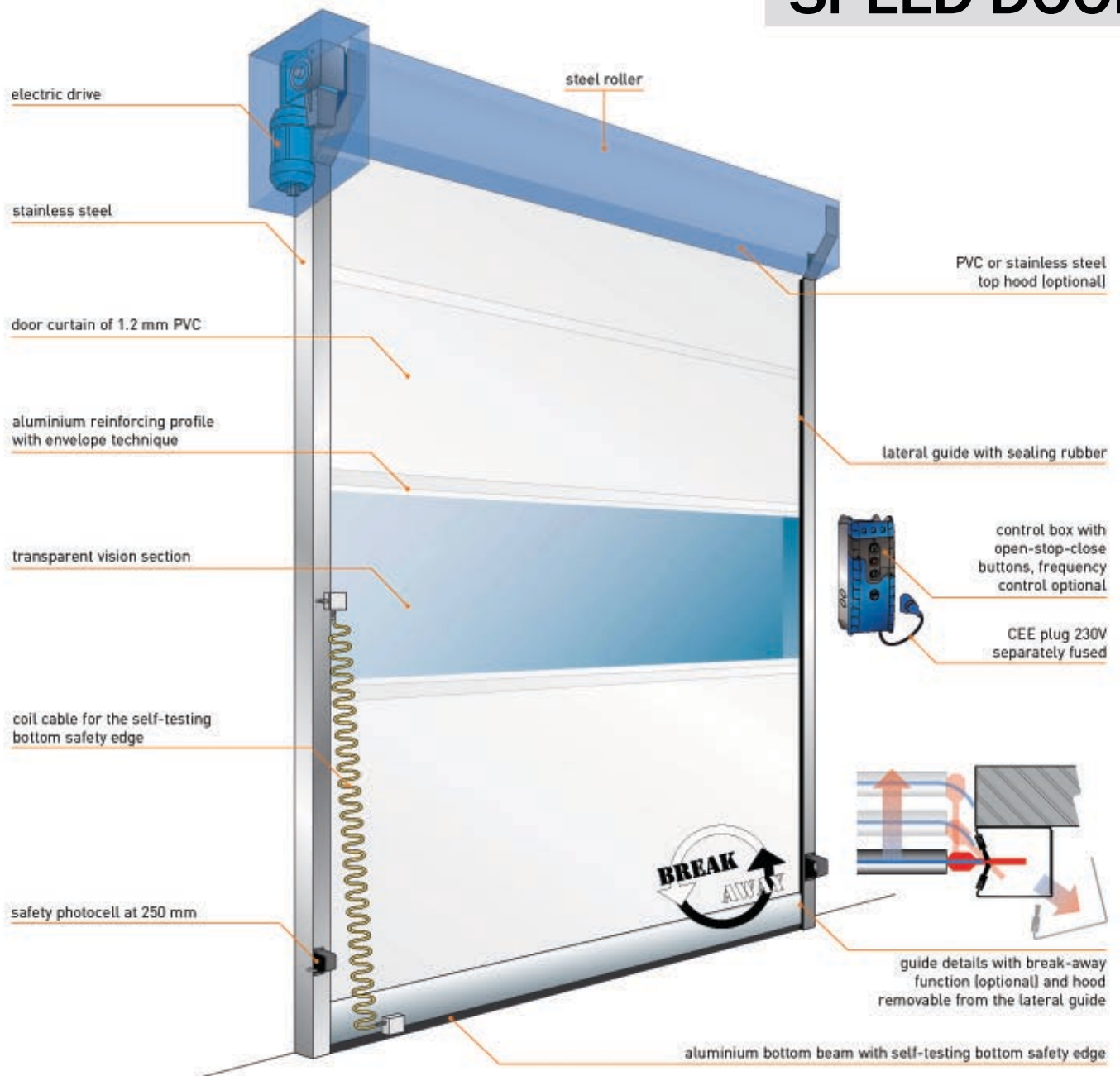


SPEED DOORS



BASIC | Food

For food industry applications



Properties

- max. surface area (WxH) = 20 m²
- max. W x H = 4000 x 5000 mm
- wind resistance class 1 (up to 3 x 3 m), wind resistant to 5 Beaufort (29 - 38 km/h)
- opening speed approx. 1.5 m/s
- closing speed 0.5 m/s
- 1.2 mm thick door curtain in blue (standard), red, grey, orange, yellow, black or white, provided as standard with a vision section

Speedroller BASIC | Food

All parts of the Basic|Food are either stainless steel or synthetic material, made suitable for use in the food industry. The highest demands for hygiene and safety are met. Also, the cleaning of the door is easier due to integrated reinforcing profiles and IP65 control. Functionality includes energy saving, draught exclusion and climate control.

Dimensions	
max. width	4000 mm
max. height	5000 mm
max. surface area	20 m ²
max. wind force - up to 3x3 m, Class 1	5Bft (29-38 km/h)
required lateral space at the guides	160 mm
required lateral space at slip on drive*	310 mm
required lateral space at drive for fitting	min. 550
lateral space at side guide profiles	110 mm
space above	575 mm

Components and construction

The Basic|Food is a door without balance springs, consisting of an electrically driven door curtain rolled up on a roller above the opening. The door curtain is made of horizontal sections of polyester-reinforced PVC. The sections are fitted with aluminium 'sealed-in' reinforcement profiles. The door curtain has a transparent PVC vision section between approx. 1000 and 2000 mm height. The bottom of the door curtain has an aluminium bottom beam with rubber sealing profile. A U-shaped profile with rubber seals ensures the guidance of the door curtain. The lateral guides are one unit combined with the bearing plates for secure fastening to the roller and drive.

Materials

The lateral guide is made of two stainless steel profiles with sealing rubber removable for installation and maintenance. The horizontal roller is steel. The bottom beam is aluminium. The door curtain is 1.2 mm thick PVC with a polyester reinforcement inlay.

Colour

The door curtain is available in the colours blue, red, grey, orange, yellow, black or white and provided as standard with a vision section.

Drive

The drive consists of an electric motor with reduction unit and built-in roll-off safety. The roller is directly driven. Drive side available left or right (standard).

Technical details electric motor

- mains voltage without frequency control.... 3x230V, PE/50Hz/16A
- mains voltage without frequency control.3x400V N, PE/50Hz/16A
- mains voltage with frequency control.....1x230V N, PE/50Hz/16A
- mains voltage with frequency control.....3x400V N, PE/50Hz/16A
- degree of protection..... IP65
- consumed power max. 3 kW

Protection

- the door can be manually opened in the case of a power loss
- the self-testing safety edge stops the door and opens it again
- safety photocell at 250 mm off the floor

Performance	
control box with frequency control:	
max. opening speed	1,5 m/s
max. closing speed	0,5 m/s
control box without frequency control:	
max. opening speed	0,5 m/s
max. closing speed	0,5 m/s

Structural provisions and connection

- in normal circumstances no special structural provisions are required for the assembly and fitting of a Basic|Food Speedroller
- within a radius of 500 mm of where the control unit **without** frequency control will be positioned there must be a wall socket:
 - CEE-form blue, 3 x 230V fused, PE, 50Hz/16A **or**
 - CEE-form red, 3 x 400V fused, N, PE, 50Hz/16A
- within a radius of 500 mm of where the control unit **with** frequency control will be positioned there must be a wall socket:
 - CEE-form blue, 1 x 230V fused, slow operation 16 A fitted with a circuit-breaker of at least 300 mA
 - CEE-form red, 3 x 400V fused, slow operation 16 A fitted with a circuit-breaker of at least 300 mA
- the control box usually is fitted on the drive side, at a height of approx. 1500 mm from the floor

Control and operation

The control unit has 3 buttons [open-stop-close] and a CEE plug, and regulates a multitude of functions such as:

- adjustable open time
- service and run mode
- 7-segment display for control of the various functions
- permanently open or permanently shut

Additional controls that can be connected to the control box are:

- push-button, pull switch, key-operated switch, photocell, radar, induction loop detection or radio control.
- Other forms of operation on request



Available control unit:

TS971

Extras ¹⁾

Control and operation

- additional controls as described above
- frequency control with variable speed for opening and closing
- 'half height' setting (for personnel access)
- door interlock control in combination with another door

Protection

- connection of traffic lights (red/green or red and green)
- aluminium 'Break Away' end pieces in the bottom beam (crash resistant, with emergency stop function)
- electrical system complete in IP65

Construction

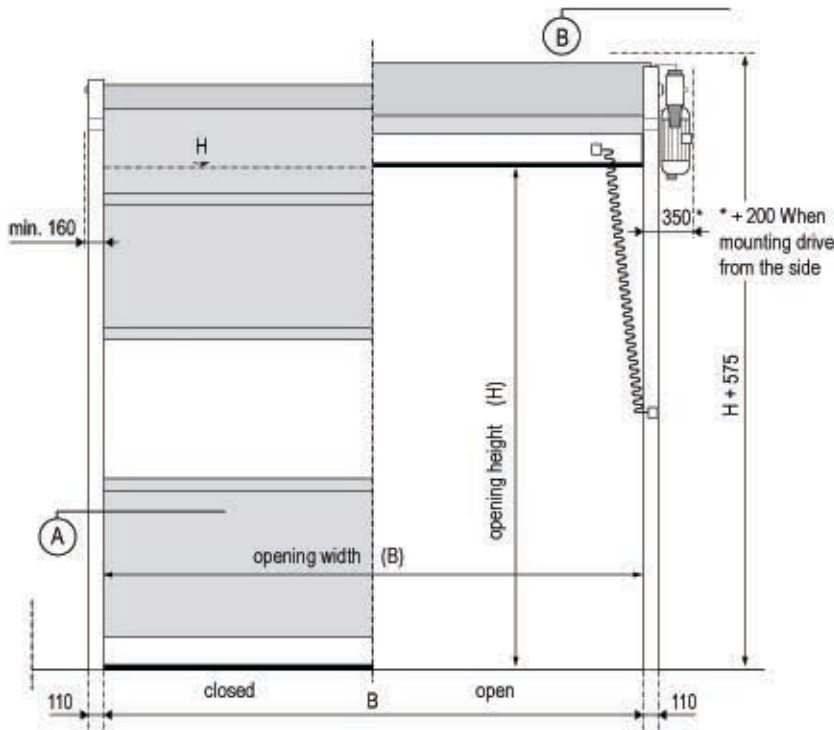
- PVC or stainless steel hood over the roller
- PVC or stainless steel hood over drive
- PVC or stainless steel hood over the roller and drive
- PVC hood in customer-specified RAL colour

¹⁾ at additional cost

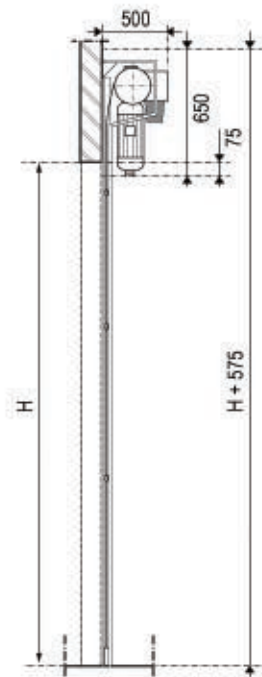


45 Progress Road
Leigh-On-Sea
Essex
SS9 5PR

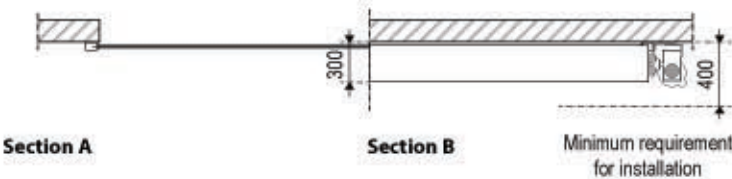
www.guardiandoors.com
mail@gardiandoors.com



Front view



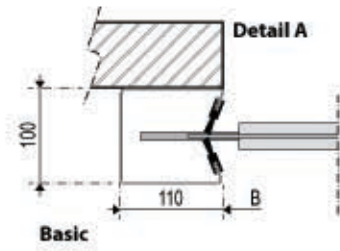
Side view



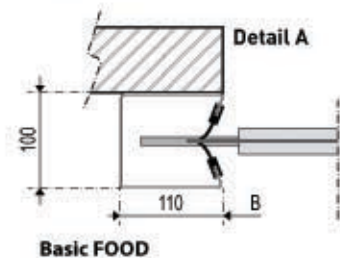
Section A

Section B

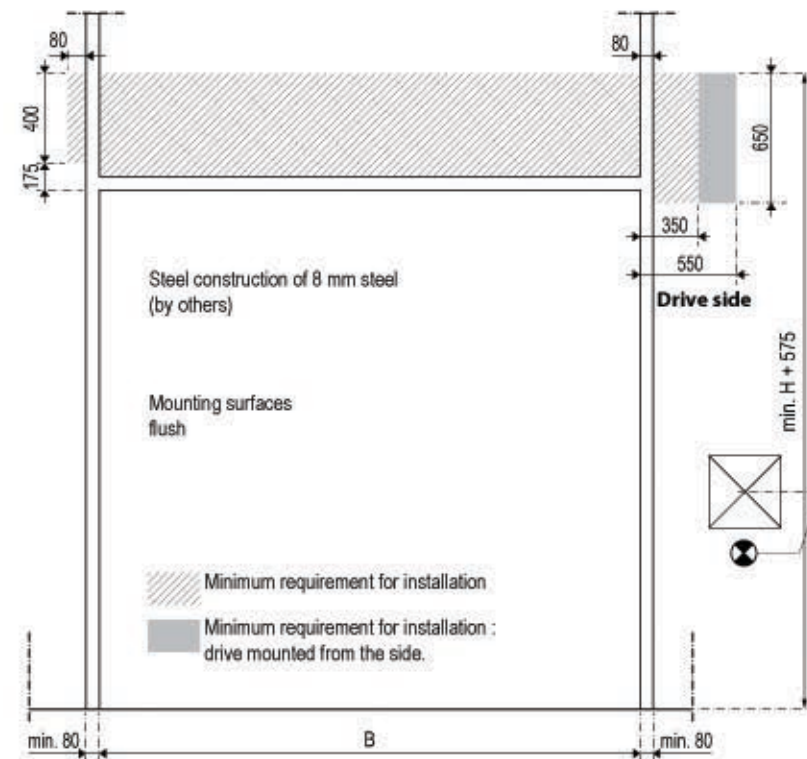
Minimum requirement for installation



Basic



Basic FOOD



Steel construction of 8 mm steel (by others)

Mounting surfaces flush

Minimum requirement for installation

Minimum requirement for installation : drive mounted from the side.

Drive side



Control box with contactors :

CEE-form 3-N PE 400V/50Hz/16A

Control box with frequency inverter :

in case of 1,2 mm panel and $W \times H < 16 \text{ m}^2$

CEE-form 1x230V/50Hz/T16A

in case of 1,2 mm panel and $W \times H \geq 16 \text{ m}^2$

or in case of 3 mm panel

3-N PE 400V/50Hz/T16A

Electrical supply by others

control box/ power supply, inside RIGHT

control box/ power supply, inside LEFT

Installation requirements